

QUICK START GUIDE

For optimal results with your Microlife Blood Pressure Monitor:

- ✓ Make sure you are relaxed and taking your reading at the same time of day.
- ✓ Check for proper cuff fit – both size and tightness.
- ✓ Check alignment of artery mark and tubing to your pinky finger.
- ✓ Check for sufficient battery charge.
- ✓ **IMPORTANT:** A single reading that's different from your doctor is not necessarily inaccurate. Blood pressure is a variable body parameter that is subject to normal fluctuations throughout the day. If you see continued measurements which you believe to be inaccurate, please call us at 1-800-568-4147 so we can help you.

PLEASE READ BEFORE YOU BEGIN



Sit quietly for 5 minutes before you take your measurement.



Avoid eating, smoking or any form of exertion before you take your measurement.



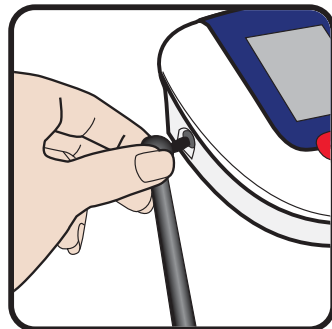
Do not flex muscles during your measurement.



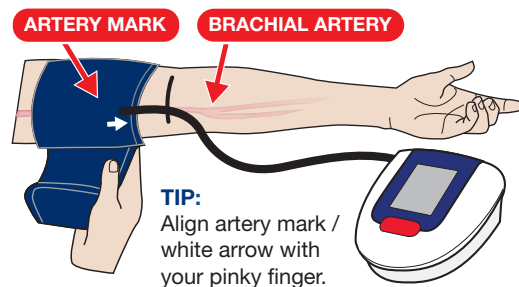
Always measure using the same arm.

FOLLOW THESE STEPS FOR BEST RESULTS

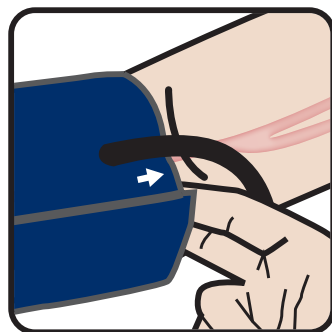
1 Make sure cuff tube is securely connected to the side of your blood pressure monitor.



2 Slide arm through cuff as shown on bare skin until the bottom edge is 1/2" above elbow. Align artery mark and tubing to brachial artery (inner arm). Cuff fits biceps 9.5" – 13.25".



3 Adjust cuff until it is snug against your arm, but not too tight. You should be able to fit 2 fingers between cuff and arm.

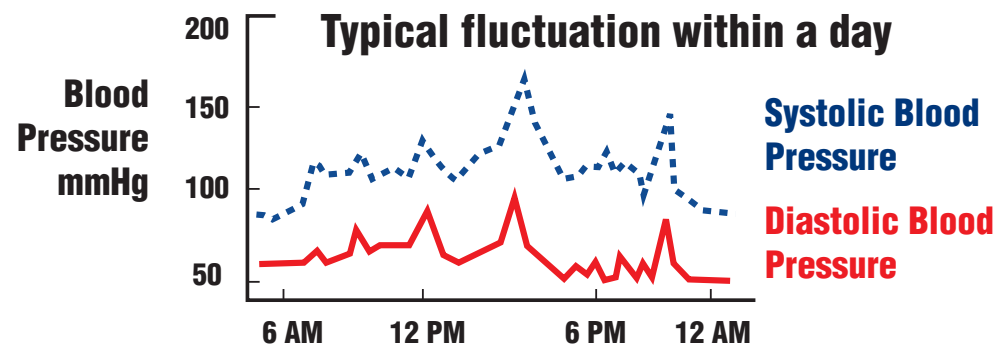


4 Push the power button and remain still during your measurement.

FREQUENTLY ASKED QUESTIONS

Q My blood pressure varies. How do I know what my true blood pressure is?

A The average of several tests, obtained over several days, under similar conditions is the best way to accurately determine your blood pressure. It's vital to measure your pressure consistently and regularly to better manage your health. [See chart below for daily variation.](#)



TIP: If you still feel your results are inaccurate, there is no need to return the unit. Instead, call 1-800-568-4147 for assistance.

Q Why are my blood pressure readings different than at my doctor's office?

A **Lower readings:** Many experience what is called "White Coat Hypertension" when their blood pressure is measured by a doctor. White Coat Hypertension refers to blood pressure that rises above its usual level when measured in a clinical setting, such as a doctor's office. It is named for the typical white coat uniform worn by health care providers.

Higher readings: Blood pressure a variable body parameter that is subject to normal fluctuations throughout the day. To compare your pressure levels, you should perform a daily measurement under comparable conditions. Make sure that you feel relaxed and are not disturbed by your environment. In addition, check for proper cuff fit, tightness, and artery alignment. If you still need assistance, call 1-800-568-4147.

Q Does my blood pressure monitor need to be calibrated?

A We recommend having the monitor calibrated every 2-years. To verify for accuracy please call 1-800-568-4147.